


Protectal Unified


CONTROL PANELS

- **UNIFIED**
62019 and 62021
- **STANDARD COMPLETE UNIFIED**
82064 and 82065
- **COMPLETE UNIFIED**
63031 and 63032

SINGLE AND MULTI-BURNER PACKAGED COMBUSTION PROTECTION



UNIFIED 62021-2VLT
(for supervising two burners)



UNIFIED



IRI ACCEPTED

A large number of burners may be supervised with:

1. A multi-burner control and a single valve.

or

2. Individual controls and valves for each burner.

READY TO INSTALL • NO ADDITIONAL COMPONENTS NECESSARY!

Pre-Wired for Immediate Operation




PROTECTION CONTROLS, INC.


Power Equipment Company
Manufacturers Representative
2011 Williamsburg Rd. Richmond, VA 23231
(804) 236-3800 Fax (804) 236-3882

UNIFIED COMBUSTION CONTROL PANEL


COMBUSTION CONTROL PACKAGED.....READY TO
INSTALL WITH NO ADDITIONAL COMPONENTS REQUIRED



STANDARD MODEL 62019-1VA
(with ignition transformer)



TIMOFIER MODEL 62021-1VT
(with ignition transformer)




STANDARD MODEL 62019X-1VA
(without ignition transformer)

1. Form 6642VA PROTECTOFIER with plug-in solid state electronic FLAME-PAK and plug-in ACF relays
2. START Pushbutton
3. Signal light to indicate flame
4. Ignition transformer (optional)
5. Dust-tight steel enclosure



IRI ACCEPTED

SEE UNIFIED
PRICE BULLETIN



TIMOFIER MODEL 62021X-1VT
(without ignition transformer)

1. Form 6642VT PROTECTOFIER with plug-in TIMOFIER for purge and ignition trial, plug-in solid state electronic FLAME-PAK and plug-in ACF relays
2. Burner Off/Run/Ignition switch
3. Signal light to indicate flame
4. Signal light to indicate timer operation
5. Ignition transformer (optional)
6. Dust-tight steel enclosure

NOTE:

Shown are UNIFIED Control Panels for manual operation and supervision of one burner. For automatic operation the Form "B" PROTECTOFIER is supplied. The UNIFIED Combustion Control Panels are also available to supervise any number of burners and models are available to suit many safety requirements such as non-relight, low fire start, interrupted pilot, etc.

INSTALLATION, OPERATION AND MAINTENANCE SHALL CONFORM WITH NATIONAL FIRE PROTECTION ASSOCIATION STANDARDS, NATIONAL AND LOCAL CODES, AND AUTHORITIES HAVING JURISDICTION. ANY MODIFICATION VOIDS APPROVALS.

STANDARD COMPLETE UNIFIED COMBUSTION CONTROL PANEL


COMPACT CONTROL PANEL WITH SAME FEATURES AS
UNIFIED PANEL — PLUS MOTOR CONTROL

STANDARD COMPLETE UNIFIED


Model 82064 (230V operation)
Model 82065 (460V operation)

PRE-WIRED COMBUSTION
CONTROL PANEL for one or
two burners. Ready to install
with simple wiring from termi-
nals to all external compo-
nents. Not available with modifica-
tions.

SEE STANDARD COMPLETE
UNIFIED PRICE BULLETIN





1. Form 6642VT PROTECTOFIER with plug-in TIMOFIER for purge and ignition trial, plug-in solid state electronic FLAME-PAK and plug-in ACF relays
2. MOTOR STARTER for 3 ph. 60 Hz.
230V - 3 HP max.
460V - 5 HP max.
3. MAIN CIRCUIT BREAKER interlocked with access door
4. TRANSFORMER for control circuit operation at 115V
5. ELECTRIC IGNITION TRANSFORMER (optional)
6. SELECTOR & PUSHBUTTON SWITCHES, INDICATOR LIGHTS, ETC.
7. ALARM RELAY
8. STEEL ENCLOSURE, gasketed, with key locking handle
9. STANDARD WIRING DIAGRAM



INSTALLATION, OPERATION AND MAINTENANCE SHALL CONFORM WITH NATIONAL FIRE PROTECTION ASSOCIATION STANDARDS, NATIONAL AND LOCAL CODES, AND AUTHORITIES HAVING JURISDICTION. ANY MODIFICATION VOIDS APPROVALS.


COMPLETE UNIFIED COMBUSTION CONTROL PANEL

COMPACT CONTROL PANEL WITH SAME PROTECTOFIER FEATURES AS STANDARD COMPLETE UNIFIED PANEL — EXCEPT CUSTOMIZED TO PERFORM A WIDE RANGE OF ADDITIONAL CONTROL FUNCTIONS



PRE-WIRED COMBUSTION CONTROL PANEL for any number of burners. May be customized to include instrumentation and additional motor starters, relays, timers, etc.

1. Form 6642VT PROTECTOFIER with plug-in TIMOFIER for purge and ignition trial, plug-in solid state electronic FLAME-PAK and plug-in ACF relays
2. MOTOR STARTER(S)
3. MAIN CIRCUIT BREAKER Interlocked with access door
4. TRANSFORMER for control circuit operation at 115V
5. ELECTRIC IGNITION TRANSFORMER for desired number of burners (PCI IGNITIFIER supplied for 4 or more burners)
6. SELECTOR & PUSHBUTTON SWITCHES, INDICATOR LIGHTS, ETC.
7. STEEL ENCLOSURE, gasketed, with key locking handle
8. CUSTOM WIRING DIAGRAM



COMPLETE UNIFIED

Model 63031 (230V operation)
Model 63032 (460V operation)



CONSULT FACTORY FOR QUOTATION

COMPLETE CONTROL PANEL SYSTEMS
AVAILABLE WITH U.L. LISTED
COMPONENTS AND UNDERWRITERS'
LABORATORIES LABEL

INSTALLATION, OPERATION AND MAINTENANCE SHALL CONFORM WITH NATIONAL FIRE PROTECTION ASSOCIATION STANDARDS, NATIONAL AND LOCAL CODES, AND AUTHORITIES HAVING JURISDICTION. ANY MODIFICATION VOIDS APPROVALS.